

# VETMEC STRIKEMASTER SPRAY-ON<sup>®</sup> BLOWFLY TREATMENT



## 50 g/L DICYCLANIL

For the protection of sheep, either off-shears or with any length wool, against strike by Dicyclanil susceptible strains of blowflies (*Lucilia cuprina*), for 18 to 24 weeks.

For the protection of mulesing and marking wounds on sheep against strike by Dicyclanil susceptible strains of blowflies (*Lucilia cuprina*) during the wound healing process.

### BENEFITS

VETMEC STRIKEMASTER SPRAY-ON BLOWFLY TREATMENT provides up to 6 months 'season long' protection against body, breech and poll strike and may be used off shears or in sheep with any length wool.

VETMEC STRIKEMASTER SPRAY-ON BLOWFLY TREATMENT also protects mulesing and marking wounds on lambs against fly strike during the wound healing process.

Apply VETMEC STRIKEMASTER SPRAY-ON BLOWFLY TREATMENT according to the diagrams and tables in the dosage and Administration over page.

### WITHHOLDING PERIODS:

**MEAT:** DO NOT USE less than 28 days before slaughter for human consumption.

**MILK:** DO NOT USE on ewes which are producing or may in the future produce milk that may be used or processed for human consumption.

**WOOL HARVEST INTERVAL:** DO NOT USE less than 3 months before shearing or fibre collection.

**ESI:** Varies according to the wool length at the time of treatment.

**Long Wool (Over 6 weeks from shearing):** 60 Days

**Short wool (under 6 weeks from shearing):** 120 Days

### CHEMVET AUSTRALIA

The company leading the way in producing affordable cattle and sheep animal health products for sale direct to the Australian Producer. Fully Australian owned and all products manufactured in Australia.

### PROFESSIONAL SUPPORT

Professional veterinary advice on anti-parasite programs and parasite monitoring service always available.



**RESTRAINTS:**

DO NOT USE on ewes which are producing or may in the future produce milk that may be used or processed for human consumption.

**DOSAGE AND ADMINISTRATION:  
SHAKE WELL BEFORE USE.**

VETMEC STRIKEMASTER SPRAY-ON BLOWFLY TREATMENT is applied as a low-volume treatment on to areas where protection is required. When applying VETMEC STRIKEMASTER BLOWFLY TREATMENT, the nozzle of the applicator gun should be high enough above the fleece (approximately 15-25 cm), to achieve a 15cm wide band at each pass for protection of body strike. For treatment of mulesing wounds, the band must be wide enough to cover the wound and 25 mm onto the surrounding wool.

**1) FOR THE PREVENTION OF BODY STRIKE (Diagram 1)**

SHEEP WEIGHT (kg)	TOTAL VOLUME/ SHEEP (mL)	VOLUME PER TREATMENT BAND (mL)	NO. OF BANDS	NO. SHEEP TREATED PER			
				1L	5L	20L	22L
10 - 20	14	7	2	71	357	1428	1571
21 - 30	16	8	2	62	312	1250	1375
31 - 50	20	10	2	50	250	1000	1100
> 50	24	12	2	41	208	833	916

**2) FOR THE PREVENTION OF BREECH STRIKE (Diagram 1)**

SHEEP WEIGHT (kg)	TOTAL VOLUME/ SHEEP (mL)	VOLUME PER TREATMENT BAND (mL)	NO. OF BANDS	NO. SHEEP TREATED PER			
				1L	5L	20L	22L
10 - 20	7	7	1	142	714	2857	3142
21 - 30	8	8	1	125	625	2500	2750
31 - 50	10	10	1	100	500	2000	2200
> 50	12	12	1	83	416	1666	1833

**3) FOR THE PREVENTION OF POLL STRIKE (Diagram 1)**

Rams and sheep susceptible to poll strike should be treated. Apply 5 mL of to the areas requiring protection, around the poll and horns.

**4) FOR THE PREVENTION OF FLY STRIKE AFTER MULESING (Diagram 2)**

Apply two bands, one over each side of the mulesing wound and overlapping 25mm onto the surrounding wool.

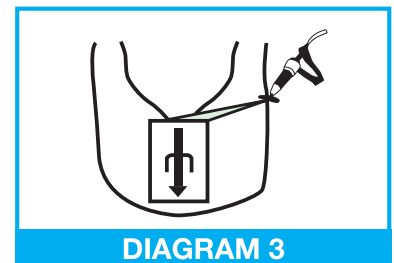
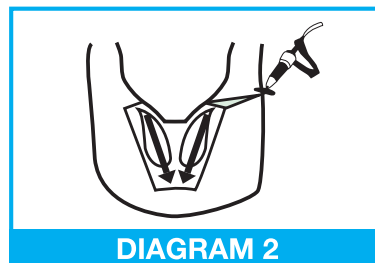
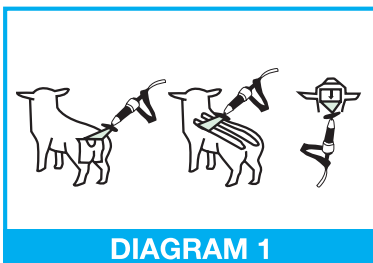
SHEEP WEIGHT (kg)	TOTAL VOLUME/ SHEEP (mL)	VOLUME PER TREATMENT BAND (mL)	NO. OF BANDS	NO. SHEEP TREATED PER			
				1L	5L	20L	22L
Up to 30	8	4	2	125	625	2500	2750
31 - 50	10	5	2	100	500	2000	2200

**5) FOR THE PREVENTION OF FLYSTRIKE AFTER MARKING (Diagram 3)**

- When tail has been amputated, apply 4 mL over the crutch ensuring sufficient coverage of the open wound.
- When the tail has not been amputated, ensure sufficient coverage of the tail where the rubber ring has been applied.

In the case of ram lambs, a further 4 mL can be sprayed over and around the scrotum area after the rubber ring has been applied.

LAMB WEIGHT (<30kg)	TOTAL VOLUME/ SHEEP (mL)	VOLUME PER TREATMENT BAND (mL)	NO. OF BANDS	AVERAGE NO. LAMBS TREATED PER			
				1L	5L	20L	22L
Ram lambs	8	4	2	166	833	3333	3666
Ewe lambs	4	4	1				

**Chemvet Australia Pty Limited**

Unit 1, No. 8 Rocklea Drive, Port Melbourne, Vic. 3027 | Telephone: 1800 243 683  
For on-line orders [www.chemvet.com.au](http://www.chemvet.com.au)